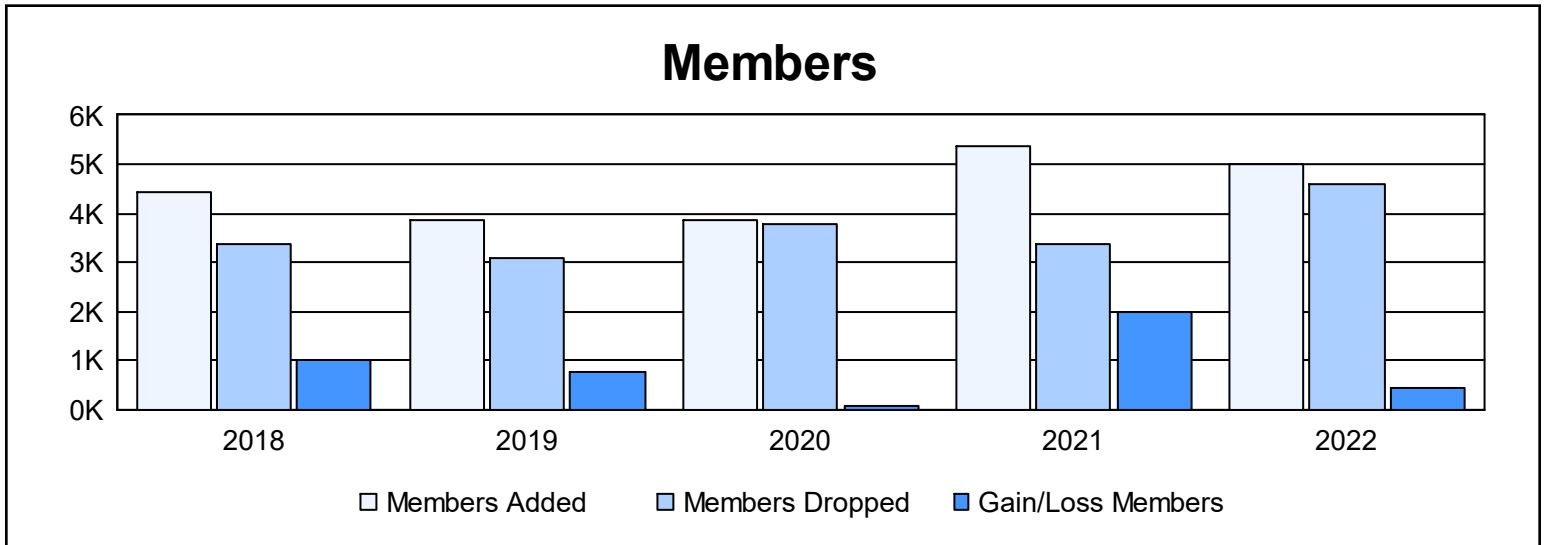
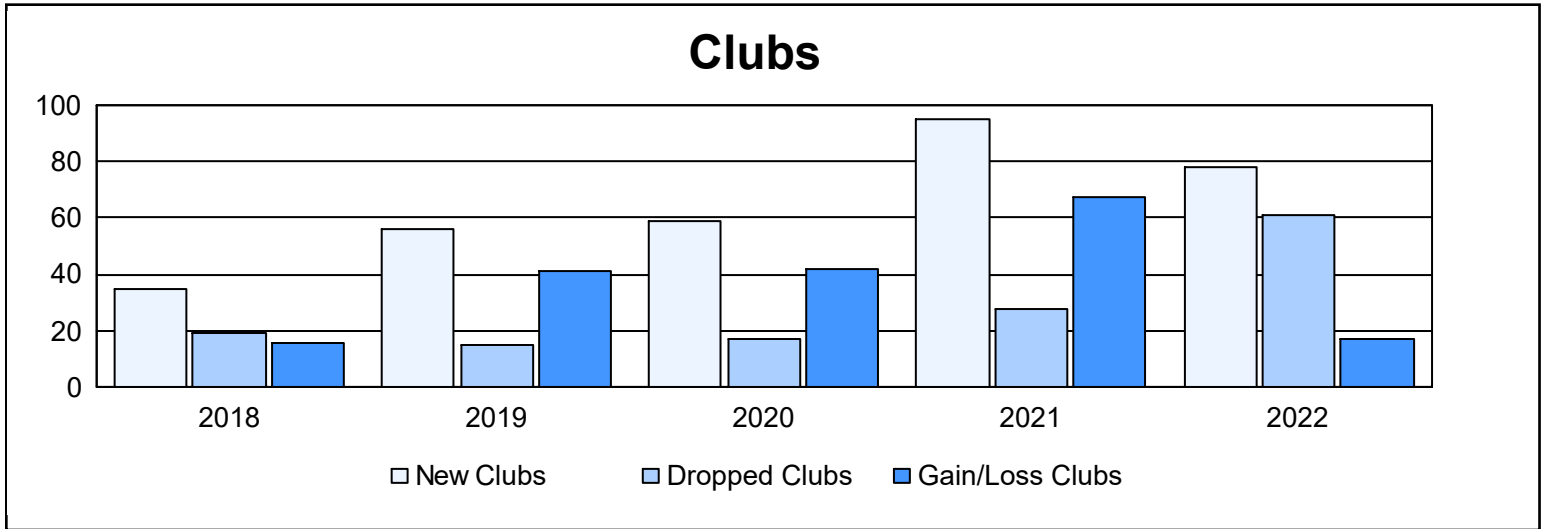
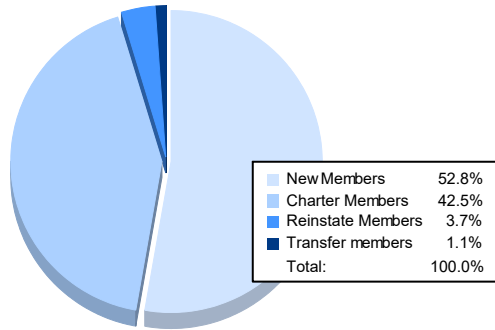


Year	New Clubs	Dropped Clubs	Gain/Loss Clubs	New Members	Charter Members	Reinstate Members	Transfer Members	Total Member Added	Total Members Dropped	Gain/Loss Members
2017-2018	35	19	16	3,127	987	252	46	4,412	3,381	1,031
2018-2019	56	15	41	1,997	1,607	216	28	3,848	3,098	750
2019-2020	59	17	42	1,871	1,621	291	63	3,846	3,779	67
2020-2021	95	28	67	2,801	2,373	118	70	5,362	3,358	2,004
2021-2022	78	61	17	2,649	2,131	184	56	5,020	4,594	426
<b>Average</b>	<b>65</b>	<b>28</b>	<b>37</b>	<b>2,489</b>	<b>1,744</b>	<b>212</b>	<b>53</b>	<b>4,498</b>	<b>3,642</b>	<b>856</b>



### Membership Composition June 2022 Cumulative



### Gender Composition June 2022 Cumulative

